



#### Features:

Electrogalvanized headers and internal pocket supports

100% synthetic polypropylene media


Sonically sealed pocket edges, ends and flutes

Nominal pocket depths range from 12" to 36"

Available in 50%, 65%, 85%, and 95% efficiencies per ASHRAE 52.1

Available in MERV 11, 12, 13 and 14 efficiencies per ASHRAE 52.2

UL Class II rated as per UL 900 standard, also available in UL 900 Class 1



## AIRFLOW BAG

### *Extended surface non-supported bag filter*

**AIRFLOW BAG**, extended surface non-supported bag filters are designed for use in air filtration systems and equipment where medium to high efficiency filtration is required. Available in a wide variety of standard sizes, face dimensions, pocket number and depth, the AIRFLOW BAG provides optimal performance in air handling systems where the air flow is constant.

Galvanized metal frame, (header) and internal pocket support retainers, (j-channels) provide strength and rigidity to this product.

The pockets, comprised of 100% polypropylene fibers, are secured within the inside perimeter of the header by a crimping process between individual j-channels. Each pocket is sonically sealed along the outside edges to prevent bypass.

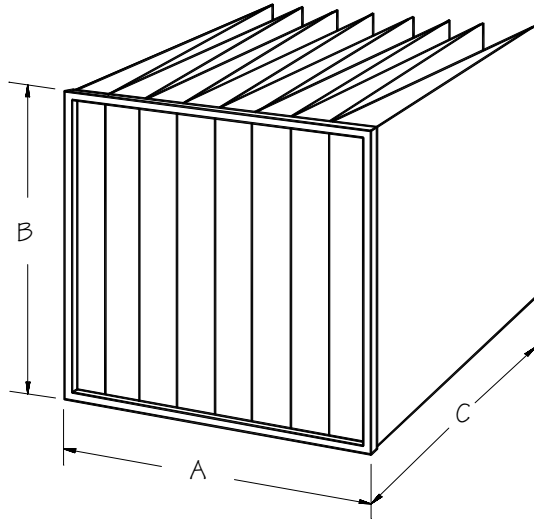
The standard offering is rated by Underwriters Laboratories as Class II, per UL Standard 900. Class I rated products are available as an option.

The AIRFLOW BAG is designed so as to work suitably within built up filter banks and/or side access systems. The standard header thickness is 7/8". A Cambridge style header, (1 1/8") is available as an option.

Rigid construction, extended surface, long service life and savings in energy costs are features and benefits which make the AIRFLOW PAK an excellent option for meeting the requirements of medium to high efficiency filtration.

# AIRFLOW BAG

The Airflow Bag is made from 100% synthetic polypropylene microfiber media attached to a electro-galvanized metal header and "J" style media retainers. The Airflow Bag is available in all standard sizes with various pocket configurations and efficiencies enabling the customer to select the filter that is exactly right for each application.

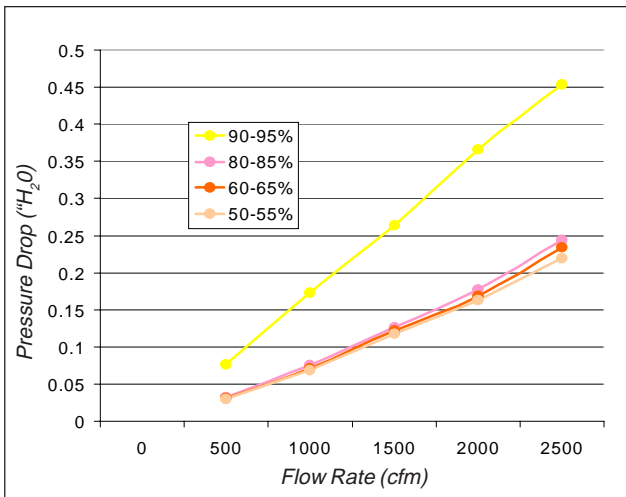


## Typical Size Chart - AFB50, AFB65, AFB85, AFB95 - 8 Pkt

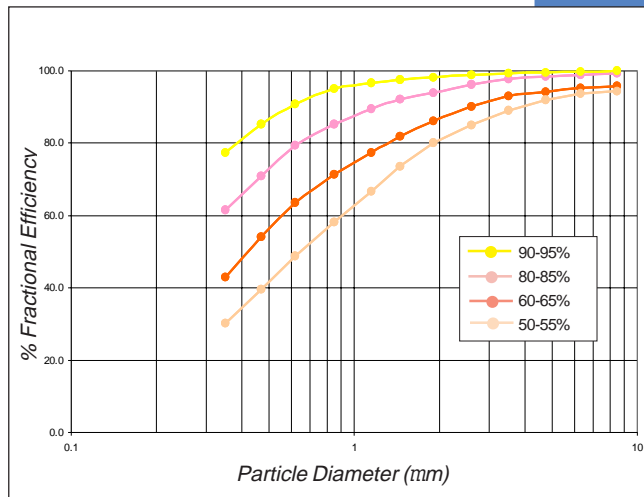
Model Number	Width "A"	Height "B"	Depth "C"	Number of Pockets	Air Flow Capacity (cfm)	Initial Resistance ("w.g.)
AFB8xxS-4430	23-3/8"	23-3/8"	30"	8	2000	.37
AFB8xxS-4426	23-3/8"	23-3/8"	26"	8	1500	.37
AFB8xxS-4422	23-3/8"	23-3/8"	22"	8	1500	.24
AFB8xxS-4415	23-3/8"	23-3/8"	15"	8	1000	.44
AFB6xxS-0430	19-3/8"	23-3/8"	30"	6	1500	.44
AFB6xxS-0426	19-3/8"	23-3/8"	26"	6	1125	.37
AFB6xxS-0422	19-3/8"	23-3/8"	22"	6	1125	.39
AFB6xxS-0415	19-3/8"	23-3/8"	15"	6	750	.44
AFB4xxS-2430	11-3/8"	23-3/8"	30"	4	1000	.44
AFB4xxS-2426	11-3/8"	23-3/8"	26"	4	750	.37
AFB4xxS-2422	11-3/8"	23-3/8"	22"	4	750	.39
AFB4xxS-2415	11-3/8"	23-3/8"	15"	4	500	.44

Note: Also available with standard gasketing options, Cambridge Header and UL 900, Class 1.

## Pressure Drop vs. Flow Rate



## Efficiency vs. Particle Diameter



100 Oak Tree Drive  
 Selma, North Carolina 27576  
 (919) 975-0240 Tel  
 (919) 975-0250 Fax

Distributed by:

